

# Silvercheck

The only trap on the market that monitors both  
**Silverfish** and **Grey Silverfish**







**Silvercheck**



## Silvercheck

Formidable performance, discreet, easy to use

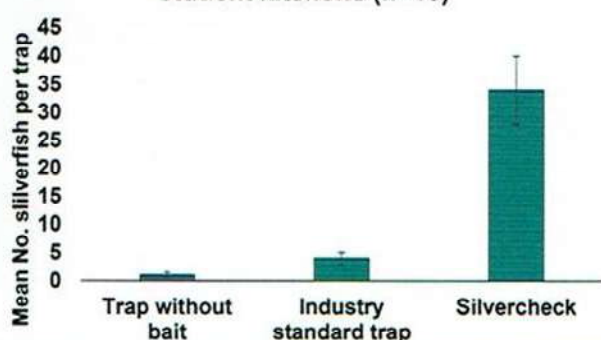
High in demand, the **Silvercheck** catches 3 times as many common silverfish, *Lepisma saccharina*, and grey silverfish, *Ctenolepisma longicaudata*, compared to a range of commercial traps tested.

This ready to use, discreet trap is a self-contained cardboard station with a powerful sticky base and unique lure.

### Why use Silvercheck?

The **Silvercheck** lure is made up of special ingredients that are proven to be irresistible to both silverfish and grey silverfish. The trap is made from high quality cardboard with wings over the centre window to keep out dust and provide air flow to disperse the powerful attractant. It is designed with multiple entry points to allow easy access and trapping of all sizes of silverfish species.

Number of grey silverfish caught in six weeks using different trap types in student kitchens (n=10)



### Key Features

- Very effective
- Easy to use
- Discreet design
- Insecticide Free
- Non-toxic
- Easy to dispose of
- Lasts 6-8 weeks once opened

### How to use?

The **Silvercheck** can be used in any domestic or public building. The traps are most popularly used in rooms such as kitchens/bathrooms/basements in student accommodation and nursing homes, because silverfish thrive in these types of old buildings.

For effective results, the **Silvercheck** should be placed near cracks and crevices e.g. behind wallpaper, in areas where silverfish/grey silverfish like to hide. Position one trap every 25 square metres or more if you wish to pinpoint an infestation.

Tip – The double-sided tape on the back of the device allows you to attach the **Silvercheck** to vertical surfaces like walls and skirting boards if preferred to the floor.

Replace every 6-8 weeks unless the trap is full earlier.

The **Silvercheck** can be stored in a cool dry place for up to 24 months, as the lure is sealed in a separate sachet to stay fresh until use.

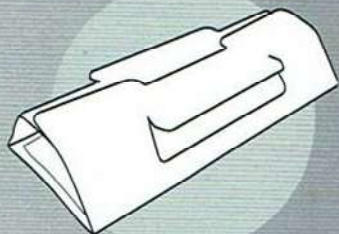
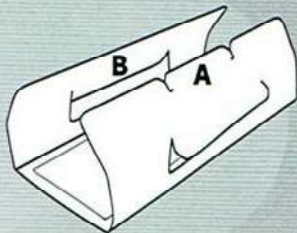





## Assembly

Remove the release paper and fold tab A into tab B.

Tear the packet with the lure and pour onto the centre of the trap.



## Grey silverfish is an increasing threat

Unlike the common silverfish, the grey silverfish have adapted to live in more arid environments, so are an increasing problem in warmer modern houses with central heating. Grey silverfish are now widespread, causing substantial stress for home and business owners. The **Silvercheck** lure attracts both species.

Silverfish feed on starches, sugar, proteins and fat which makes them a harmful pest of household possessions, such as books and their bindings, wallpaper, paint, photographs, breadcrumbs, cereals and cotton, even hair and dead insects. They are night-dwellers and very fast moving making them very difficult to detect. The common silverfish inhabit damp, dark areas such as your bathroom, kitchen, garage, attic or cellar. They can be found under wallpaper, flooring, behind appliances, cardboard boxes, damp clothing and paper. The grey silverfish are often detected in modern buildings and, although they prefer humid environments, they can survive in drier areas, in rooms with no running water or drains.



**Common Silverfish** *Lepisma saccharina*

**Antenna:** Shorter than body length

**Head:** Very few hairs

**Body length:** 10-12 mm



**Grey Silverfish** *Ctenolepisma longicaudata*

**Antenna:** Longer than body length

**Head:** Hairy

**Body length:** 12 - 18 mm







**Silvercheck**

Distributor:

Owl Pest Control Ltd.  
Unit 19, Tallaght Business Centre  
Whitestown Road, Tallaght, Dublin 24  
Tel: +353 (01) 452 36 80  
Mail: [info@owlpestcontrol.ie](mailto:info@owlpestcontrol.ie)  
Open: Mon-Fri: 9am – 5pm